



# Smelly inside your car?

## When did you last change your Air Conditioner Filter?



### 【Useful tips on Air Conditioner Filter】

Likewise your air conditioner at home, your car is equipped with an air conditioner filter. However, even people who clean their home air conditioner regularly tend to forget about their car air conditioner. Car air conditioner filters are much more likely to get dirty as it takes in the air outside while driving through town. That is why we recommend you to check and replace them regularly.

**Visit your Suzuki Dealer for a checkup!**



# Air conditioner filter replacement recommendation



**If overused without replacement..**



- Poor air ventilation
- Inefficient air conditioning
- Longer time to clear frost from windshield




**If replaced to new ones**



- Smooth air ventilation
- Efficient air conditioning
- Shorter time to clear frost from windshield

**Periodical checkup and replacement will maintain comfortable driving!**



## Inspection guideline (Replace if necessary)

	Interval	
Severe driving condition	15,000 km	1 year
Normal driving condition	30,000 km	2 years

\*whichever comes first


### What is an air conditioner filter?

This is a filter to supply clean air in the car cabin for comfortable driving.




### Dustproof Effect

Blocks dust, pollen, sand, etc. and cleans the air in the car cabin.




### Deodorizing Effect

Active carbon removes unpleasant odors such as tobacco and car exhaust.



Active carbon



**Visit your Suzuki Dealer for a checkup!**